

TEMPLE COLLEGE
BOARD OF TRUSTEES QUARTERLY INVESTMENT REPORT
2nd Quarter FY 2017

	Interest Rate	Book/Market Value 11/30/2016	Receipts	Interest Earnings	Distributions	Book/Market Value 2/28/2017
<u>Cash and Cash Equivalents</u>						
BBVA Compass - Money Market	0.82%	\$6,275	\$3,113,148	\$435	\$2,818,850	\$301,098
BBVA Compass - Operating Account	0.00%	\$804,296	\$20,857,273	\$0	\$20,265,775	\$1,395,794
BBVA Compass - Student Refund Account	0.00%	\$61,571	\$1,799,195	\$0	\$1,824,776	\$35,990
BBVA Compass - Federal Funds Account	0.00%	\$236,240	\$5,000,642	\$0	\$4,769,834	\$467,048
BBVA Compass - Payroll Account	0.00%	\$570	\$4,054,827	\$0	\$4,054,636	\$761
BBVA Compass - Plant Account	0.00%	\$247,061	\$1,691,259	\$0	\$1,720,073	\$218,247
JPMorgan Chase - Operating Account	0.00%	\$101,629	\$152,487	\$0	\$160,000	\$94,116
JPMorgan Chase - Student Refund Account	0.00%	\$100	\$0	\$0	\$0	\$100
JPMorgan Chase - Federal Funds Account	0.00%	\$100	\$0	\$0	\$0	\$100
JPMorgan Chase - Payroll Account	0.00%	\$100	\$0	\$0	\$0	\$100
Petty Cash	0.00%	\$3,542	\$314	\$0	\$108	\$3,748
Subtotal Cash and Cash Equivalents		\$1,461,484	\$36,669,145	\$435	\$35,614,052	\$2,517,012
<u>Cash in Investment Pools</u>						
TexasClass (MBIA) - Bond Reserves	0.97%	\$3,240,666	\$1,245,165	\$8,976	\$0	\$4,494,807
TexasClass (MBIA) - Building Improvement Funds	0.97%	\$8,437,364	\$2,965	\$18,805	\$1,967	\$8,457,167
TexasClass (MBIA) - Operating Account	0.97%	\$11,427,944	\$8,865,000	\$23,741	\$8,841,314	\$11,475,371
TexasClass (MBIA) - Board of Trustees Fund	0.97%	\$1,979,576	\$0	\$4,576	\$0	\$1,984,152
Texpool - Building Improvement Funds	0.56%	\$1,000	\$0	\$2	\$0	\$1,002
Texpool - Operating Account	0.56%	\$1,000	\$0	\$2	\$0	\$1,002
Subtotal Cash in Investment Pools		\$25,087,550	\$10,113,130	\$56,102	\$8,843,281	\$26,413,501
<u>Cash Invested in Certificates of Deposit</u>						
Central National Bank - 24 mo. CD (10/17/2018)	1.21%	\$1,024,810	\$0	\$3,126	\$0	\$1,027,936
Central National Bank - 24 mo. CD (10/17/2018)	1.21%	\$1,017,151	\$0	\$3,102	\$0	\$1,020,253
Central National Bank - 24 mo. CD (4/11/2018)	1.13%	\$1,021,899	\$0	\$2,911	\$0	\$1,024,810

Union State Bank of Texas - 24 mo. CD (10/11/2017)	0.75%	\$1,478,530	\$0	\$2,794	\$0	\$1,481,324
Raymond James	0.50%	\$1,001,275	\$0	\$0	\$0	\$1,001,275
Subtotal Cash Invested in Certificates of Deposit		\$5,543,665	\$0	\$11,933	\$0	\$5,555,598

Investments in Long-Term Securities

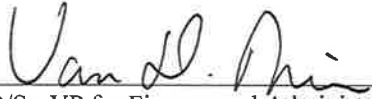
(none)

Subtotal Operating Funds Invested in Securities		\$0	\$0	\$0	\$0	\$0
--	--	------------	------------	------------	------------	------------

Total Cash, Cash Equivalents and Investments		<u>\$32,092,699</u>	<u>\$46,782,275</u>	<u>\$68,470</u>	<u>\$44,457,333</u>	<u>\$34,486,111</u>
---	--	----------------------------	----------------------------	------------------------	----------------------------	----------------------------

This schedule is in compliance with the Public Funds Investment Act and the Investment Policy of Temple College

Signed:

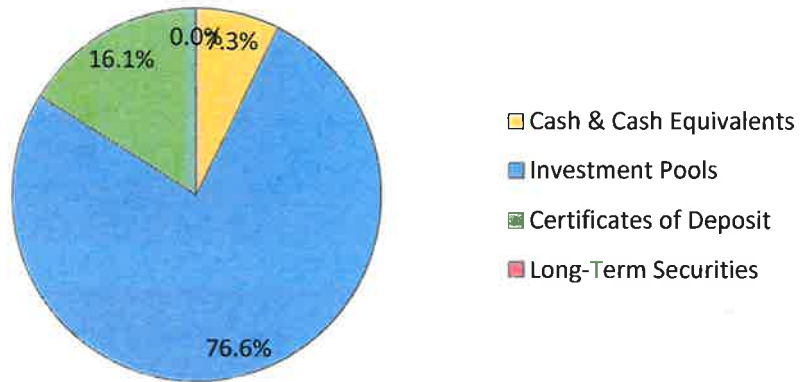


CFO/Sr. VP for Finance and Administrative Services

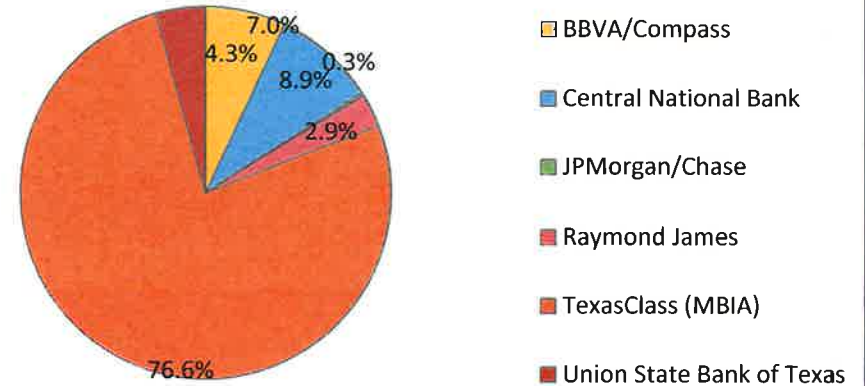


Director of Accounting

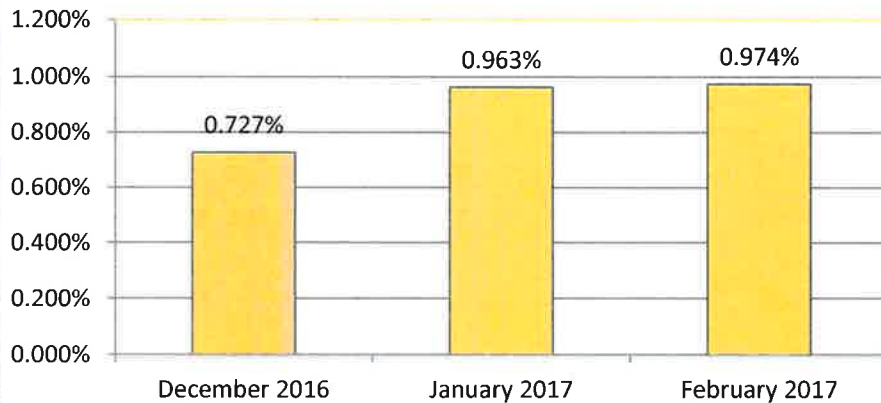
INVESTMENTS BY CLASSIFICATION



VENDOR DIVERSIFICATION



AVERAGE RATE OF RETURN



OPERATING vs RESTRICTED FUNDS

