

TEMPLE COLLEGE
BOARD OF TRUSTEES QUARTERLY INVESTMENT REPORT
3rd Quarter FY 2017

	Interest Rate	Book/Market Value 2/28/2017	Receipts	Interest Earnings	Distributions	Book/Market Value 5/31/2017
<u>Cash and Cash Equivalents</u>						
BBVA Compass - Money Market	1.04%	\$301,008	\$388,774	\$601	\$615,000	\$75,383
BBVA Compass - Operating Account	0.00%	\$1,395,794	\$14,671,171	\$0	\$14,420,002	\$1,646,963
BBVA Compass - Student Refund Account	0.00%	\$35,990	\$2,615,106	\$0	\$2,419,485	\$231,611
BBVA Compass - Federal Funds Account	0.00%	\$467,048	\$3,109,316	\$0	\$3,350,507	\$225,857
BBVA Compass - Payroll Account	0.00%	\$761	\$4,264,837	\$0	\$4,264,576	\$1,022
BBVA Compass - Plant Account	0.00%	\$218,247	\$422,273	\$0	\$488,621	\$151,899
JPMorgan Chase - Operating Account	0.00%	\$94,116	\$0	\$0	\$94,116	\$0
JPMorgan Chase - Student Refund Account	0.00%	\$100	\$0	\$0	\$100	\$0
JPMorgan Chase - Federal Funds Account	0.00%	\$100	\$0	\$0	\$100	\$0
JPMorgan Chase - Payroll Account	0.00%	\$100	\$0	\$0	\$100	\$0
Petty Cash	0.00%	\$3,748	\$0	\$0	\$156	\$3,592
Subtotal Cash and Cash Equivalents		\$2,517,012	\$25,471,477	\$601	\$25,652,763	\$2,336,327
<u>Cash in Investment Pools</u>						
TexasClass (MBIA) - Bond Reserves	1.09%	\$4,494,807	\$321,717	\$12,154	\$252,549	\$4,576,129
TexasClass (MBIA) - Building Improvement Funds	1.09%	\$8,457,167	\$0	\$22,233	\$0	\$8,479,400
TexasClass (MBIA) - Operating Account	1.09%	\$11,475,371	\$2,102,549	\$26,594	\$5,671,717	\$7,932,797
TexasClass (MBIA) - Board of Trustees Fund	1.09%	\$1,984,152	\$0	\$5,235	\$0	\$1,989,387
Texpool - Building Improvement Funds	0.77%	\$1,002	\$0	\$1	\$0	\$1,003
Texpool - Operating Account	0.77%	\$1,002	\$0	\$1	\$0	\$1,003
Subtotal Cash in Investment Pools		\$26,413,501	\$2,424,266	\$66,218	\$5,924,266	\$22,979,719
<u>Cash Invested in Certificates of Deposit</u>						
Central National Bank - 24 mo. CD (10/17/2018)	1.21%	\$1,027,936	\$0	\$3,067	\$0	\$1,031,003
Central National Bank - 24 mo. CD (10/17/2018)	1.21%	\$1,020,253	\$0	\$3,044	\$0	\$1,023,297
Central National Bank - 24 mo. CD (4/11/2018)	1.13%	\$1,024,810	\$0	\$2,855	\$0	\$1,027,665

Union State Bank of Texas - 24 mo. CD (10/11/2017)	0.75%	\$1,481,324	\$0	\$2,740	\$0	\$1,484,064
Raymond James	0.50%	\$1,001,275	\$0	\$0	\$0	\$1,001,275
Subtotal Cash Invested in Certificates of Deposit		\$5,555,598	\$0	\$11,706	\$0	\$5,567,304

Investments in Long-Term Securities

(none)

Subtotal Operating Funds Invested in Securities		\$0	\$0	\$0	\$0	\$0
--	--	------------	------------	------------	------------	------------

Total Cash, Cash Equivalents and Investments		<u>\$34,486,111</u>	<u>\$27,895,743</u>	<u>\$78,525</u>	<u>\$31,577,029</u>	<u>\$30,883,350</u>
---	--	----------------------------	----------------------------	------------------------	----------------------------	----------------------------

This schedule is in compliance with the Public Funds Investment Act and the Investment Policy of Temple College

Signed:



Vice President Administrative Services/CFO

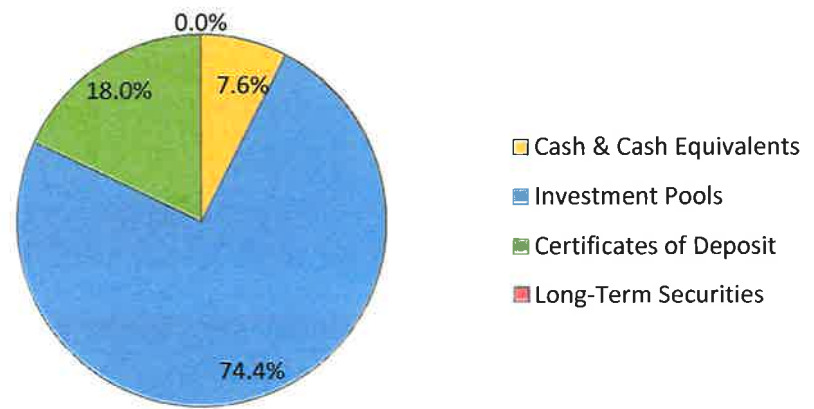


Director of Accounting

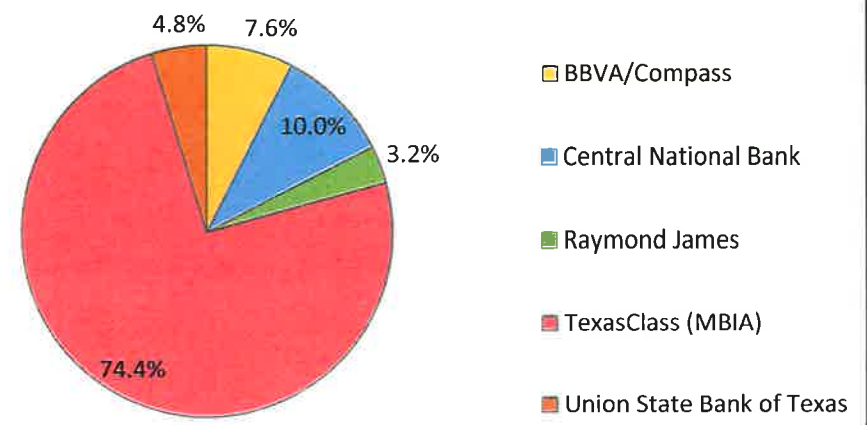


INVESTMENT REPORT - 3rd Qtr FY2017

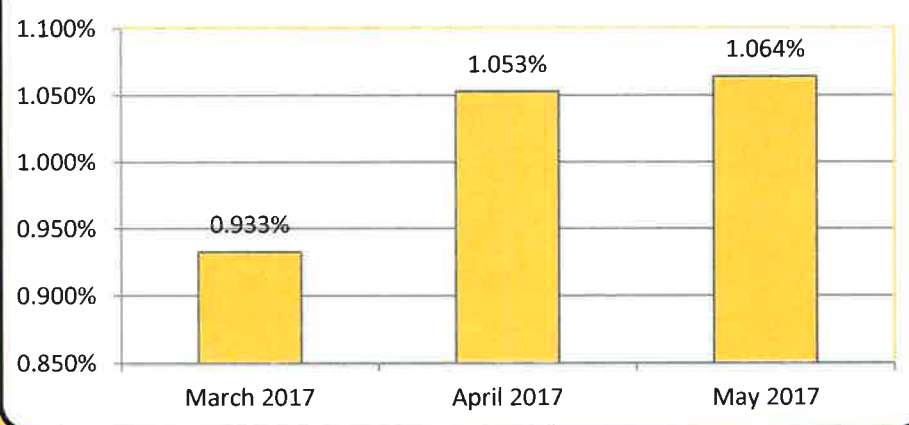
INVESTMENTS BY CLASSIFICATION



VENDOR DIVERSIFICATION



AVERAGE RATE OF RETURN



OPERATING vs RESTRICTED FUNDS

