

**TEMPLE COLLEGE**  
**BOARD OF TRUSTEES QUARTERLY INVESTMENT REPORT**  
**4th Quarter FY 2017**

	Interest Rate	Book/Market Value 5/31/2017	Receipts	Interest Earnings	Distributions	Book/Market Value 8/31/2017
<b><u>Cash and Cash Equivalents</u></b>						
BBVA Compass - Money Market	1.17%	\$75,383	\$110,246	\$243	\$184,872	\$1,000
BBVA Compass - Operating Account	0.00%	\$1,646,963	\$12,997,097	\$0	\$12,078,321	\$2,565,739
BBVA Compass - Student Refund Account	0.00%	\$231,611	\$1,103,111	\$0	\$1,292,625	\$42,097
BBVA Compass - Federal Funds Account	0.00%	\$225,857	\$1,444,725	\$0	\$1,420,582	\$250,000
BBVA Compass - Payroll Account	0.00%	\$1,022	\$4,036,530	\$0	\$4,036,130	\$1,422
BBVA Compass - Plant Account	0.00%	\$151,899	\$4,215,117	\$0	\$4,310,192	\$56,824
Petty Cash	0.00%	\$3,592	\$430	\$0	\$215	\$3,807
<b>Subtotal Cash and Cash Equivalents</b>		<b>\$2,336,327</b>	<b>\$23,907,256</b>	<b>\$243</b>	<b>\$23,322,937</b>	<b>\$2,920,889</b>
<b><u>Cash in Investment Pools</u></b>						
TexasClass (MBIA) - Bond Reserves	1.23%	\$4,576,130	\$512,381	\$6,445	\$2,763,978	\$2,330,978
TexasClass (MBIA) - Building Improvement Funds	1.23%	\$8,479,399	\$328,628	\$15,301	\$1,152,221	\$7,671,107
TexasClass (MBIA) - Operating Account	1.23%	\$7,932,797	\$2,800,000	\$15,125	\$5,412,381	\$5,335,541
TexasClass (MBIA) - Board of Trustees Fund	1.23%	\$1,989,386	\$0	\$3,843	\$0	\$1,993,229
Texpool - Building Improvement Funds	1.00%	\$1,003	\$0	\$2	\$0	\$1,005
Texpool - Operating Account	1.00%	\$1,003	\$0	\$2	\$0	\$1,005
<b>Subtotal Cash in Investment Pools</b>		<b>\$22,979,718</b>	<b>\$3,641,009</b>	<b>\$40,718</b>	<b>\$9,328,580</b>	<b>\$17,332,865</b>
<b><u>Cash Invested in Certificates of Deposit</u></b>						
Central National Bank - 24 mo. CD (10/17/2018)	1.21%	\$1,027,665	\$0	\$2,895	\$0	\$1,030,560
Central National Bank - 24 mo. CD (10/17/2018)	1.21%	\$1,023,297	\$0	\$3,087	\$0	\$1,026,384
Central National Bank - 24 mo. CD (4/11/2018)	1.13%	\$1,031,003	\$0	\$3,110	\$0	\$1,034,113
Union State Bank of Texas - 24 mo. CD (10/11/2017)	0.75%	\$1,484,064	\$0	\$2,775	\$0	\$1,486,839
Raymond James	0.50%	\$1,001,275	\$0	\$5,192	\$0	\$1,006,467
<b>Subtotal Cash Invested in Certificates of Deposit</b>		<b>\$5,567,304</b>	<b>\$0</b>	<b>\$17,059</b>	<b>\$0</b>	<b>\$5,584,363</b>

**Investments in Long-Term Securities**

(none)

**Subtotal Operating Funds Invested in Securities**

\$0

\$0

\$0

\$0

\$0

**Total Cash, Cash Equivalents and Investments**

\$30,883,349

\$27,548,265


\$58,020

\$32,651,517

\$25,838,117

This schedule is in compliance with the Public Funds Investment Act and the Investment Policy of Temple College

Signed:

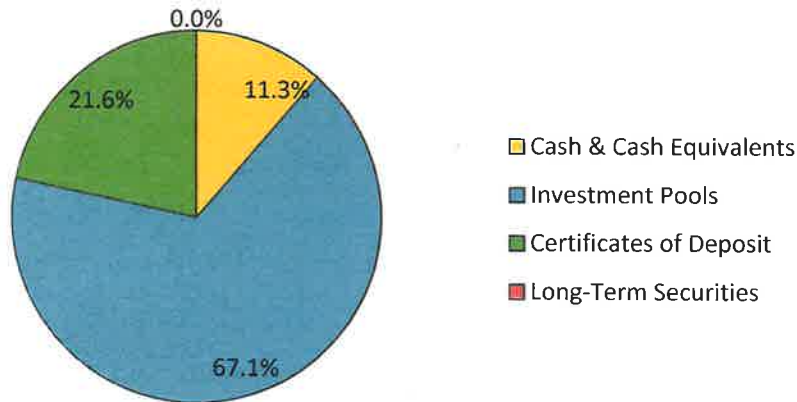


Vice President Administrative Services/CFO

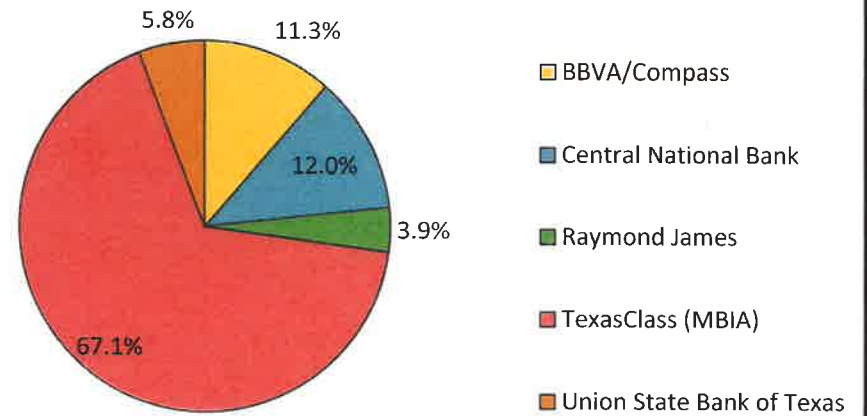


Director of Accounting

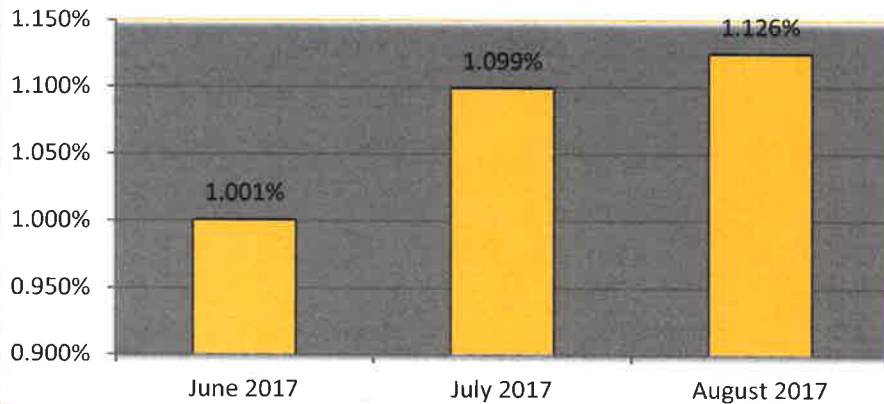
## INVESTMENTS BY CLASSIFICATION



## VENDOR DIVERSIFICATION



## AVERAGE RATE OF RETURN



## OPERATING vs RESTRICTED FUNDS

